

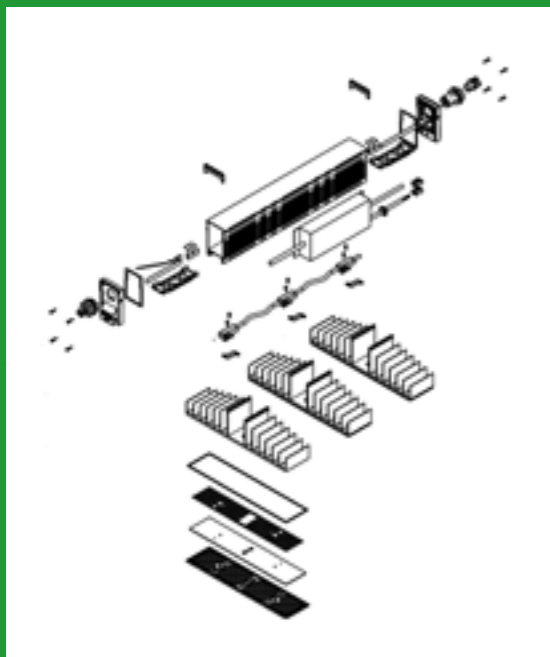
SANlight **EVO-Series**



THE PEAK OF EVOLUTION

Horticultural LED-lighting

THE PEAK OF EVOLUTION **SANLIGHT EVO-SERIES**




Our passionate team of engineers have spent countless hours developing the most advanced horticulture lighting system that's currently available. We have gathered empirical evidence to optimize the SANlight EVO-Series for premier indoor cultivation.

With our production in Austria, we ensure highest quality and reliability with our carefully picked high performance components, all while preserving resources from our planet earth. The EVO-Series is launched as the peak of evolution in plant lighting. Each model of the EVO-Series is designed for a sophisticated application to maximize plant performance in its unique environment.

When you choose the EVO-Series, we are convinced that you are choosing the best available product in the horticultural lighting market.

EFFICIENT
HIGH-QUALITY
RELIABLE





Smarter light distribution.



ADVANTAGES FOR EVERY APPLICATION

Compared to other horticulture LED luminaires, the EVO-Series stands out due to its unique design. The luminaires were developed to maximize plant performance and in order to do so, the EVO-Series took on a unique design with a slim modular construction. Our slim modular construction offers many advantages:



Individual adaptation to the plant height

Thanks to the use of at least two independent light sources, the EVO-Series offers you the advantage of being able to react to the individual plants.

Best possible utilisation of space

In many cultivation chambers, ventilation components such as activated carbon filters and fans are mounted on the ceiling. When using the EVO-Series these components can be positioned between the luminaires. This maximises the usable space in your grow room.




Diffuse light distribution


By using several luminaires, almost every position in your grow box is illuminated by two luminaires. The valuable light is distributed evenly over the whole surface, reaching the leaves from different directions and angles. Shadows are minimised and photosynthesis is maximised.

Individual setup

No matter what light intensity you need or how big your cultivation area is, you will always find the perfect solution with the EVO-Series. Luminaires can be positioned individually, and the beam angle can be adjusted using the Easy-Tilting-System making it possible to achieve almost any light value up to 2000 $\mu\text{mol}/\text{m}^2/\text{s}$. Also, as your cultivation area grows, so can your EVO-Series because you can purchase individual luminaires at any time.



KEY FEATURES



- 1 PMMA Secondary Optics**

The secondary optics, which are perfectly matched to the luminaire, direct the light to the plants and ensure even light distribution in your cultivation area. In addition, the optics reduce losses due to stray light and protects the LEDs from dirt and chemicals.
- 2 Most Efficient LEDs**

For the EVO-Series, we have combined the world leading Osram UX3 High-Power red light with the most efficient white LEDs from Seoul Semiconductor to create a perfect light spectrum with exceptional efficiency.
- 3 Passive Cooling**

The disproportionate heat sink ensures the coolest LED-Chip temperatures. This has a positive effect on the light output and the service life of the luminaire. Even when dirty, the heart of your EVO luminaire remains cool and efficient.
- 4 Easy-Tilting-System**

With our Easy-Tilting-System the luminaire can be suspended horizontally or at any angle. When used in grow boxes, it usually makes sense to hang the luminaires at a slight incline (11°). The inclined positioning, in combination with our secondary optics, ensures homogeneous and diffuses light distribution in the cultivation area. In large open spaces the loss to non-planted areas can be reduced by suspending the luminaire from the outermost eyelet (17° inclination of the luminaire).
- 5 Flexible and Expandable**

Each luminaire in the EVO-Series has a 0-10V interface to which different types of dimming can be connected. You have the choice between the SANlight magnetic dimmer, the SANlight Bluetooth dimmer or you can dim your EVO via an external control. The matching adapter cables are available upon request.
- 6 IP65 Protection Against Water Jets and Dust**

All luminaires of the EVO-Series comply with the IP65 protection class: water jets and dust cannot harm the EVO luminaire. In addition, the individual light modules of the EVO-Series are hermetically sealed against the outside world. This is the only way to ensure that the sensitive mid-power LEDs are adequately protected against chemicals like cleaning or pest control products. The connectors used also comply with the IP65 protection class. You will be more at ease knowing your EVO-Series products are protected against moisture and dust.

TECHNICAL PROPERTIES

Electrical Properties

	EVO 3	EVO 4	EVO 5	EVO 6
Typ. Power Consumption [W]	200	265	340	400
Power Factor	> 0,95			
Input Voltage Range [VAC]	100 – 240/277 ~ 50/60 Hz			
Max. Input Current [A@220Vac]	0,9	1,15	1,5	1,75
Typ. Inrush Current [A]	65			

Further Properties

	EVO 3-60	EVO 3-80	EVO 3-100	EVO 4-80	EVO 4-100	EVO 4-120	EVO 5-100	EVO 5-120	EVO 5-150	EVO 6-120	EVO 6-150
Weight [kg]	3,5	3,8	4,1	4,5	4,8	5,1	5,6	5,9	6,4	7	7,5
Overall Length [mm]	468	643	818	643	818	1018	818	1018	1318	1018	1318
Protection Rating	IP65										
Ambient Operating Temp. [°C]	5 – 35										
Max. Relative Humidity [%]	99										
Emission Wavelength [nm]	400 – 780										
PPF* [μmol/s]	545		725			915			1090		
Module Efficacy [μmol/J]	> 3*										
Angle Of Radiation [°]	asymmetric 90°/112°										
Warranty [years]	3										
Light Maintenance >90 [h]	90 000										

*Module efficacy in the emission wavelength range.



EVO-SERIES MODELS

The product name consists of the word EVO for evolution in horticulture lighting and two figures. **Example:** EVO 4-120 luminaire is equipped with four light modules and optimised for the side length of 120 cm.

EVO **X** - **XXX**
 Product Series Number of Light Modules Optimised for the Side Length of the Cultivation Area

EVO 3-60 (Item-No.: AA1110)	
EVO 3-80 (Item-No.: AA1111)	
EVO 3-100 (Item-No.: AA1112)	
EVO 4-80 (Item-No.: AA1113)	
EVO 4-100 (Item-No.: AA1114)	
EVO 4-120 (Item-No.: AA1115)	

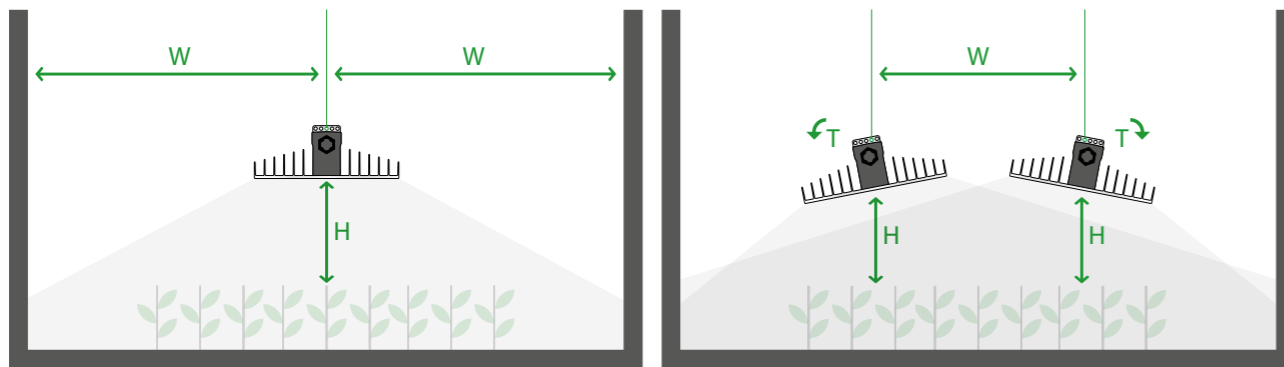
EVO 5-100 (Item-No.: AA1116)	
EVO 5-120 (Item-No.: AA1117)	
EVO 5-150 (Item-No.: AA1118)	
EVO 6-120 (Item-No.: AA1119)	
EVO 6-150 (Item-No.: AA1120)	





Our recommendation for your success for optimal efficiency

A reasonable compromise between performance and economy is offered by our standard recommendations with an average of 900 $\mu\text{mol}/\text{m}^2/\text{s}$ light intensity. These light levels lead to economical production in your culture chamber and offer the perfect balance of ease of use, power consumption and yield.

The exception here is our recommendation for the 150x150 cm tent with 2x EVO 5-150. This recommendation is the replacement for the classic 1000 W HPS luminaire.




Tent Size	Amount	Model	Height (H)	Position of Luminaire (W)	Tilting° (T)
60x60 cm	1x	EVO 3-60	40 cm	central (30 cm from the walls)	0°
80x80 cm	1x	EVO 4-80	40 cm	central (40 cm from the walls)	0°
100x100 cm	2x	EVO 3-100	30 cm	60 cm between the lights (20 cm from the walls)	11°
120x120 cm	2x	EVO 4-120	30 cm	70 cm between the lights (25 cm from the walls)	11°
150x150 cm	2x	EVO 5-150	50 cm	90 cm between the lights (30 cm from the walls)	11°




PPFDe Plot 60x60; Ø PPFDe 940 $\mu\text{mol}/\text{m}^2/\text{s}$




PPFDe Plot 80x80; Ø PPFDe 880 $\mu\text{mol}/\text{m}^2/\text{s}$



PPFDe Plot 100x100; Ø PPFDe 1015 $\mu\text{mol}/\text{m}^2/\text{s}$



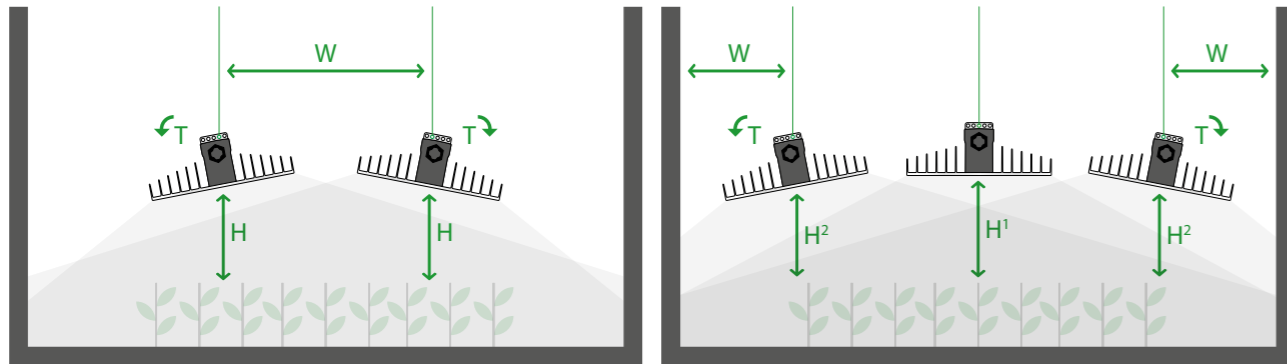
PPFDe Plot 120x120; Ø PPFDe 930 $\mu\text{mol}/\text{m}^2/\text{s}$





PPFDe Plot 150x150; Ø PPFDe 720 $\mu\text{mol}/\text{m}^2/\text{s}$

Our recommendations for your success for maximum yield


These recommendations are aimed at professionals and commercial growers who want to achieve the highest yield per area in their culture chambers. These setups can also be used without additional CO₂ gassing, but then it requires the greatest horticultural care as well as optimal climatic conditions (VPD etc.). If all parameters are correct, above-average yields per area can be expected with an average of 1200 $\mu\text{mol}/\text{m}^2/\text{s}$.




Tent Size	Amount	Model	Height (H)	Position of Luminaire (W)	Tilting° (T)
80x80 cm	2x	EVO 3-80	35 cm	50 cm between the lights (15 cm from the walls)	11°
100x100 cm	2x	EVO 4-100	30 cm	60 cm between the lights (20 cm from the walls)	11°
120x120 cm	2x	EVO 5-120	30 cm	70 cm between the lights (25 cm from the walls)	11°
150x150 cm	3x	EVO 5-150	H ¹ 30 cm H ² 25 cm	Middle: central Outer: 20 cm from the walls	Middle: 0° Outer: 11°




PPFDe Plot 80x80; Ø PPFDe 1305 $\mu\text{mol}/\text{m}^2/\text{s}$



PPFDe Plot 100x100; Ø PPFDe 1300 $\mu\text{mol}/\text{m}^2/\text{s}$



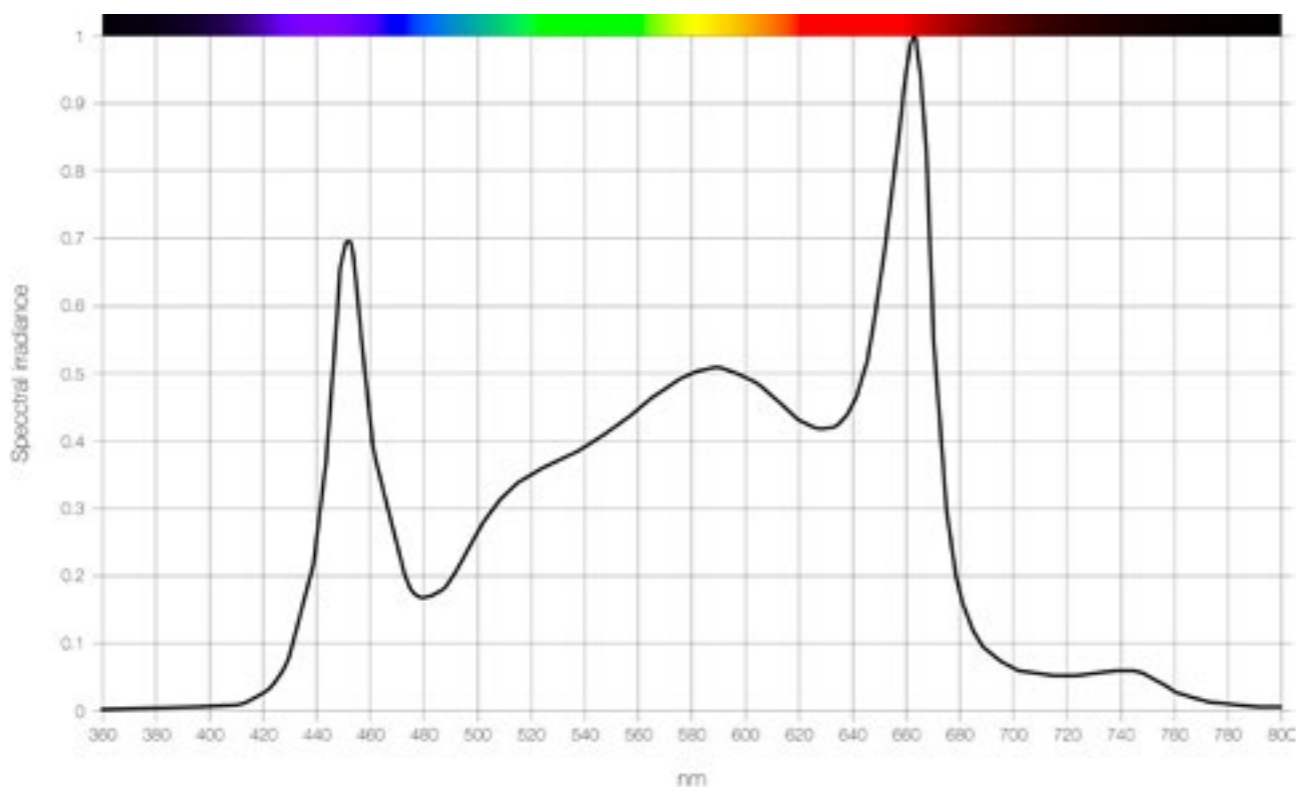
PPFDe Plot 120x120; Ø PPFDe 1160 $\mu\text{mol}/\text{m}^2/\text{s}$



PPFDe Plot 150x150; Ø PPFDe 1100 $\mu\text{mol}/\text{m}^2/\text{s}$



Light Spectrum EVO-Series



The broadband light spectrum has been tested in our laboratories in countless empirical trials, optimized and tested again. Since 2012, the spectrum not only covers the PAR range from 400 - 700 nm, additionally, the Far Red in the light spectrum allows for maximum photosynthesis rate and natural morphogenesis of your plants.

Composition of the Light Spectrum: Blue 400 nm – 499 nm = 16%; Green 500 nm – 599 nm = 37%; Red 600 nm – 699 nm = 43%; Far Red 700 nm – 750 nm = 4%

Our **EVO 6** for your project

The new **EVO 6-120** and **EVO 6-150** luminaires have been developed to meet the increasing demand for a more powerful and efficient lighting solution for projects of all kinds. They have the same length as the EVO 5-120 and 5-150 models with a higher power density. In this application, the additional module allows for higher light intensity in addition to the homogeneous illumination.




As a member of the EVO-Series, the EVO 6 luminaires also offer exceptional durability and reliability. This reduces maintenance costs and additionally extends the service life. Our commitment to quality ensures that each fixture is rigorously tested to meet the highest standards, providing you with a reliable lighting solution you can depend on.

Whether for commercial greenhouse use, or for lighting your indoor facility, the EVO 6 range is the key to unlocking your growing potential. Go for innovation, efficiency, and quality.

Illuminate your growth with the power of EVO Luminaires.

Properties	EVO 6-120	EVO 6-150
Watt	400 W	
PPF*	1090 $\mu\text{mol/s}$	
Module Efficacy	> 3* $\mu\text{mol/J}$	
Length	1018 mm	1318 mm

*Module efficacy in the emission wavelength range.

-  Longest service life
-  Higher power density
-  Optimal spectrum



led.sanlight.com/projects/en

Are you planning a project?

Here you can find out everything about the process!

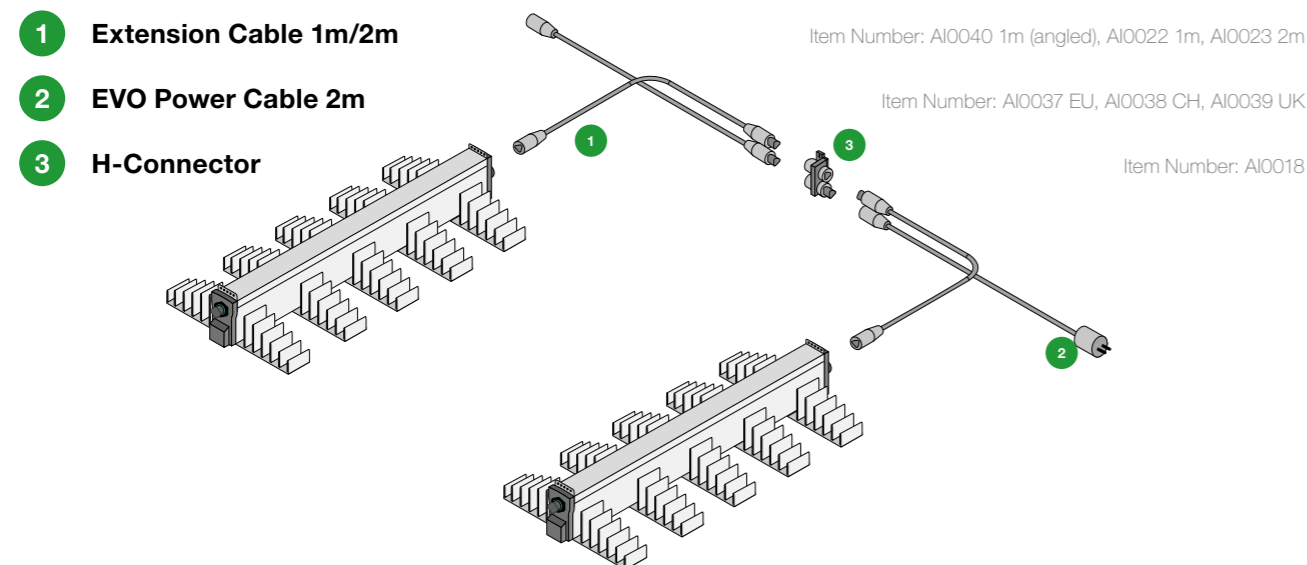
We offer a customised project sequence for your lighting system. After the enquiry, our project team clarifies technical details, creates concepts, presents them in a meeting, optimises the chosen concept and delivers the lighting system. Even after completion of the project, SANlight's after-sales service with extensive experience in horticulture is available to provide support if required.



Choose your setup - daisy chaining

There are several different connection options available for the SANlight EVO System; therefore, we made the conscious decision not to include a power cord to every luminaire. This provides you the flexibility to build a system tailored to your needs and it's easier on your wallet. Not to mention, it protects our planet from senseless pollution and saves valuable resources. If space is limited, we recommend using angled supply cables and extension cables. Below you will find all the necessary components to operate two luminaires of the EVO-Series with one power plug. Further connection options can be found on our webpage.

All connections made with SANlight products are IP65 certified. This means that your SANlight System is protected against dust and water jets, and is safe to use in high humidity. **Warning:** To preserve IP65 protection all open connectors must be closed with the EVO Protective Cap (including open connectors of the H-Connector). The rating doesn't include wall plugs or other non-SANlight electrical connections.



Required accessories for different cultivation areas

Area size	Recommended luminaire	Amount luminaires	Power cable	Power cable angled	H-Connector	Extension cable 1m	Extension cable 2m	Angled extension cable 1m	Protective cap
60x60 cm	EVO 3-60	1		1					
80x80 cm	EVO 4-80	1		1					
100x100 cm	EVO 3-100	2	1		1			2	1
120x120 cm	EVO 4-120	2	1		1			2	1
150x150 cm	EVO 5-150	2	1		1			2	1
240x120 cm	EVO 4-120	4	1		2	1		4	1
Item-No.			AI0024	AI0037	AI0018	AI0022	AI0023	AI0040	AI0021



SANlight GmbH is an innovative Austrian company based in Vorarlberg. Founded in 2012, the name SANlight stands for the best efficiency and reliable quality when it comes to plant lighting. Since December 2022, the newly built company headquarters are located in Schruns, Vorarlberg.

SANlight stands for quality, reliability and maximum efficiency.

Production

In combination with our automated production lines and regional employees, we can ensure the best quality and value at attractive prices.

Research and Development

We have six fully automated phytotrons with 16 m² of usable space each, an open plant laboratory and our own light laboratory where we can create and develop LED luminaires that are ahead of our time and convince through best performance.




Market-leading and Trend-setting products

We see it as our duty as market leaders to provide the best products and to constantly develop them further to ensure the best possible efficiency, longevity, and quality. Whether you are a corporate customer or a private gardener, with the purchase of SANlight products, you are choosing more than quality and reliability, you are choosing a company that cares.

Proximity to the Customer

Our production and development site in Central Europe ensures short delivery times and direct multilingual support. Warranty and repairs are also handled in a timely manner. If you have any questions or concerns, please don't hesitate to contact us. Our support team will gladly take care of your concerns.



www.sanlight.com | support@sanlight.com | +43 (0)5552 93080
SANlight GmbH, Montafonerstrasse 14, 6780 Schruns, Austria



 [sanlight_led](https://www.instagram.com/sanlight_led)



 [SANlight LED](https://www.youtube.com/SANlightLED)